

OFYR SNUFFERS & COVERS



TABLE OF CONTENT

1. INTRODUCTION	3
1.1 Intended Use OFYR® Snuffers 85, 100 & XL	3
1.2 Intended Use OFYR® Covers 85 & 100	3
2. SAFETY INSTRUCTIONS AND MAINTENANCE	4
3. DISCLAIMERS	5
3.1 Intended use-, safety- and maintenance instructions/tips	5
3.2 Black-coated steel	5
4. WARRANTY TERMS PER ELEMENT	5
5. ASSEMBLY INSTRUCTIONS	6

SYMBOLS AND ICONS



Danger! Risk of serious or deadly injury or severe product damage.



Warning! Risk of injury or product damage.



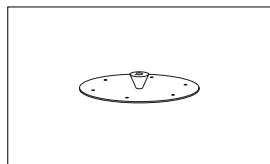
Notice! Useful information.

1. INTRODUCTION

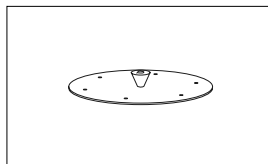
THANK YOU SO MUCH FOR BUYING AN OFYR® PRODUCT. THIS MANUAL CONTAINS ASSEMBLY INSTRUCTIONS, WARRANTY CONDITIONS, AND ADDITIONAL INFORMATION ABOUT YOUR OFYR® SNUFFERS AND COVERS.

1.1 INTENDED USE OFYR® SNUFFERS 85, 100 & XL

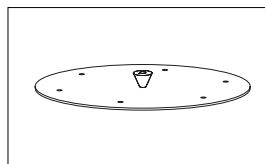
The OFYR® Snuffer 85 for our 85 models, the OFYR® Snuffer 100 for our 100 models and the OFYR® Snuffer XL for our XL models are useful to cover the flames of the fire, if such is necessary out of safety reasons, and to cover the plate in order to avoid hot ashes and charcoal, that remain from the burned down firewood, to be blown away. The fire will not die out when the cover is put on the plate, because there is still some air supply. When covering the fire for a longer period of time with the Snuffer, such will cause strong smoke formation. When then removing the cover, such might lead to sudden and big flames due to sudden air supply.



SNUFFER BLACK 85
Ø50



SNUFFER BLACK 100
Ø60

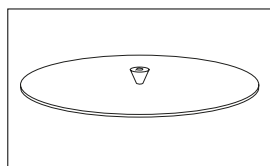


SNUFFER BLACK XL
Ø90

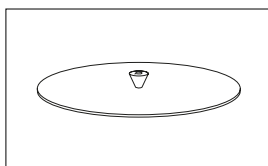
1.2 INTENDED USE OFYR® COVERS 85 & 100

If you want to cover the cooking plate for extended periods of time, we recommend using the OFYR® Cover 85 for the 85 models and the OFYR® Cover 100 for the 100 models instead.

Our Snuffers and Covers are coated. This coating is quite strong, but will inevitably be damaged if the covers are used incorrectly



COVER BLACK 85
Ø85



COVER BLACK 100
Ø100

2. SAFETY INSTRUCTIONS AND MAINTENANCE



We strongly advise against placing any of our covers, the Snuffer 85, 100 & XL and the Cover 85 and 100 alike, on their sides on hard surfaces. The edges of all of our covers are relatively thin, and when the covers are placed on their sides, these edges are forced to bear a considerable weight; the resulting pressure will cause the coating to come off relatively easily. In general it is also better to place the OFYR® Cover 85 and 100 in a flat position when not using them. These covers are relatively thin, and as such, they can easily warp when forced to stand on their sides for long periods.



Please note that the OFYR® Snuffers en Covers have a coating and are thus more sensitive to damage during setup and use.



Water will collect on both the snuffers and covers as a consequence of rain. This water should be removed in order to avoid/slow down possible corrosion. Over time it is almost unavoidable that some corrosion will occur.



With stronger winds it is possible that the cover blows away from the OFYR® cooking unit. The cover should be removed in that situation.



The coating may discolor due to weather and sunlight. The best way to avoid such discolouration as much as possible is to treat the snuffers and covers from time to time with wax. Also the wooden knob should be treated with wax in order to avoid the wood to dry out. If the cover does still discolour, it can be treated with stove polish.



Please note that the snuffers are not intended to be left on the cooking plate for extended periods. If you do so, a circle of corrosion may form on the cooking plate and extensive corrosion may form on the bottom of the snuffer.



Even when using the Cover 85 and 100, we cannot entirely rule out the possibility of corrosion forming on the cooking plate in the long term, which may in turn result in corrosion forming on the bottom of the covers. You can minimize this by applying a thick oil coating to the cooking plate underneath the cover.



Unlike the Snuffers 85 and 100, the Covers 85 and 100 are not intended to be used to extinguish fires, only to protect the cooking plate. If you use these covers to extinguish fires, they may warp considerably.

3. DISCLAIMERS

3.1 INTENDED USE-, SAFETY- AND MAINTENANCE INSTRUCTIONS/TIPS

We are not liable for any injuries or damages as a consequence of not following our intended use-, safety and maintenance instructions/tips.

.....

3.2 BLACK-COATED STEEL

Please note that the OFYR® Snuffers en Covers have a coating and are thus more sensitive to damage during setup and use. We are not liable for any damage or consequential damage resulting from the setup and use of your OFYR® Snuffers of Covers.



Due the weather and sunlight the coating can be subject to discolouration. We are not liable for such discolouration.

.....

4. WARRANTY TERMS PER ELEMENTS

A limited lifetime warranty applies to the material and construction of all OFYR® Snuffers and Covers for the original buyers or owners, provided that they purchased their unit from an authorised dealer and registered their warranty in the required manner through OFYR Club at www.ofyr.club.

	B2C	B2B
Coated parts	2 years	1 year
Wooden knob	2 years	1 year

This warranty covers manufacturing defects. It applies to the original buyers or owners of an OFYR® Snuffers and Covers provided that

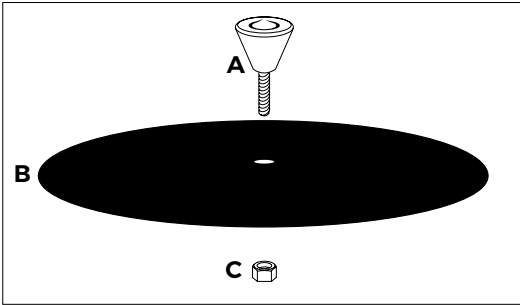
- They assembled, used and maintained the OFYR® Snuffers and Covers according to the instructions in this manual.



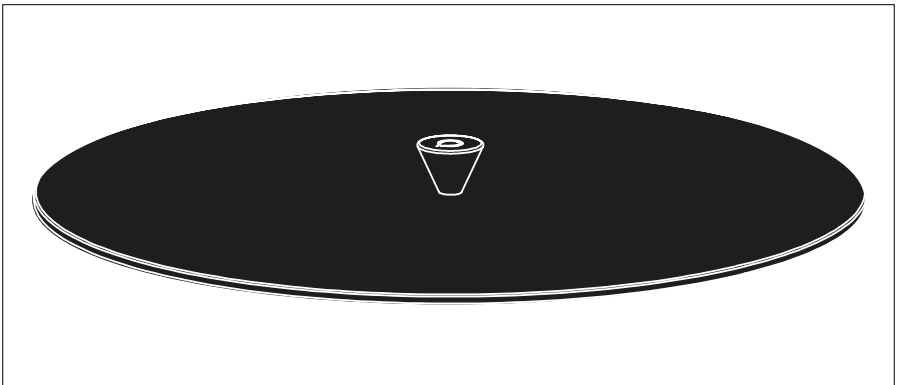
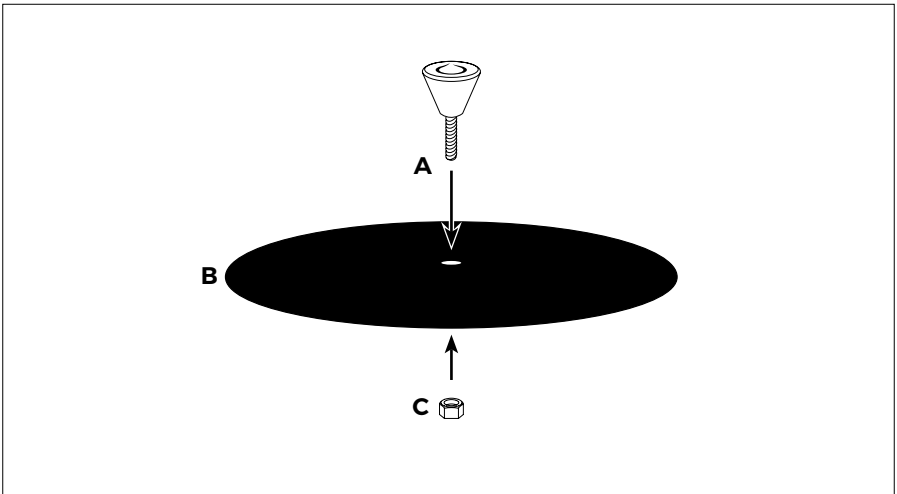
NOT COVERED BY WARRANTY

- Wear, corrosion, deformation and discolouration of parts exposed to fire;
- Corrosion and discolouration caused by external influences;
- Visual irregularities inherent to the manufacturing process;
- Damages caused by not following our safety-, intended use- and maintenance instructions/tips.

5. ASSEMBLY INSTRUCTIONS



- A. Knob with screw
- B. Cover / Snuffer
- C. Nut



For further information, please contact one of our official distributors or dealers.
www.ofyr.com/store-locator

Copyright OFYR.

All rights reserved.

OFYR Global B.V.

Gewenten 43A
4704 RE Roosendaal
Nederland

+31 (0)165 74 31 10
info@ofyr.com
www.ofyr.com



The design of some OFYR products have EU registration under no 02580431-0001/2, no 003122373-0001 and no 007454590-0001. US Design Patents are registered under no US D798099 S and no US D830095 S.



DEC 2020 - V01

